



# Billy Builds a Kit



**by Pam Kennedy,  
AAC-RERC Writers Brigade**

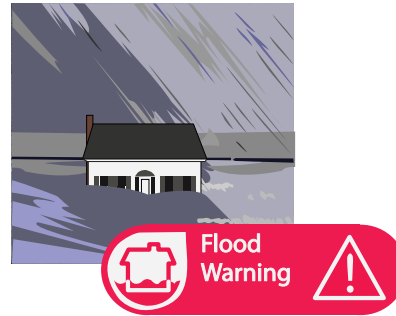
*Illustrated by Allison Shumaker*



fire



flood

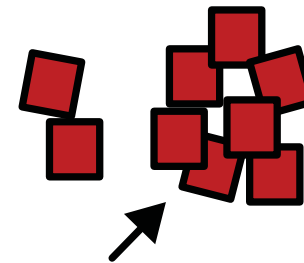
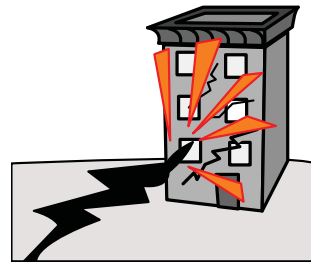


tornado



2

earthquake



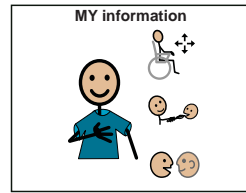
**One day Billy’s teacher asked the class a question. She asked how many emergencies they could name. Billy named: fire, flood, tornado, earthquakes and many more. The teacher asked, “Are you ready for an emergency?”**



**Billy did not know what to do in an emergency. The teacher gave the class some homework. She gave the symbols he would use in an emergency. She asked each child's family to make an emergency kit. Will you make a kit?**



information




food



water



medical supplies

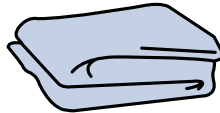


4

medicine



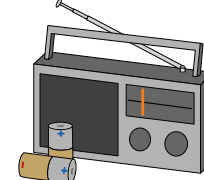
blankets



flashlight



radio & batteries






communication board




**Billy was excited. He wanted his family to be safe in an emergency. He looked at the teacher's list. The list had: information, food, water, medical supplies, medicine, blankets, a flashlight, radio, batteries and a communication board.**





go 	excited 	batteries 	radio 	fire 	flood 
help 	safe 	tornado 	earthquake 	emergency 	kit 
give 	alone 	food 	water 	medicine 	blankets 
need 	ready 	flashlight 	trouble 	family 	rescuers 

**Billy's family saw they had a job to do. They needed to make an emergency kit. They gathered everything on the teacher's list. They talked about what to do in each emergency and made paper boards. Billy was happy; he knew his family would be safe.**



**What would you do in an emergency? Have you and your family talked about emergencies? Do you have an emergency kit ready to go? Get ready for trouble **BEFORE** it happens. Someday you may be very glad that you did.**

# The End

